











## How to define NTG4.5 / NTG4.7

| NTG4.5 / NTG4.7 Comand Online   | NTG4.5 / NTG4.7 Audio 20   |
|---|--|
|   |    |
|   |    |
|   |    |
|   |    |
|   |    |
| <ul style="list-style-type: none"> <li>• There <b>is</b> a SD slot on the front panel</li> <li>• Eject and CLEAR buttons are located on the both ends of CD disc tray</li> <li>• Display size is <b>7"</b></li> </ul> | <ul style="list-style-type: none"> <li>• There <b>is no</b> SD slot on the front panel</li> <li>• Eject and CLEAR buttons are located on the both ends of CD disc tray</li> <li>• Display size is <b>5.8"</b></li> </ul> |

**Note!** If your main unit panel's appearance is different from the ones shown above, you have another media/navigation system installed in your car