

User Manual

Car OEM Wired CarPlay to Wireless CarPlay

Product function introduction

- ◆ Change the original wired CarPlay connection method, say goodbye to data cable connection, wireless transmission brings a more convenient connection experience. When you use Apple CarPlay, it will automatically connected when you enter the car.

Product specification parameters

- ◆ Power input: 5V 1~2.1A Power output: DC 5V 0.8~2A
- ◆ Product power consumption: 0.15W
- ◆ Adaptive Resolution: Adaptive.

Compatible car model and phone

- ◆ Compatible car models query:
<https://www.apple.com/ios/carplay/available-models/>

Support iPhone6 and above systems, suitable for iOS 10 version and above.

Compatible Iphone models : <https://www.apple.com>.

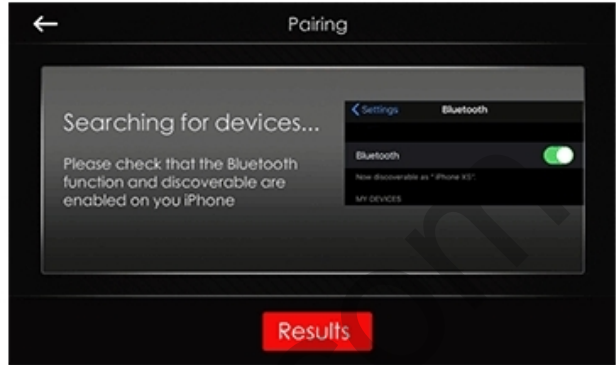
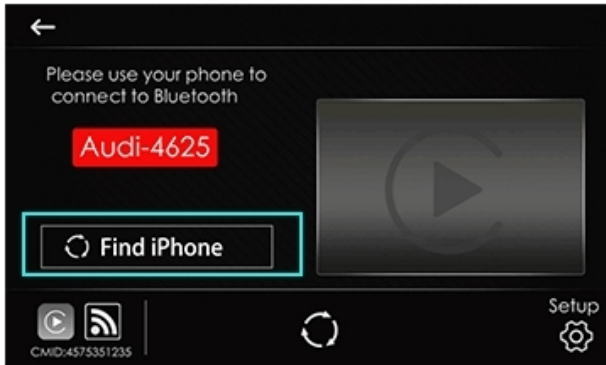
Product connection method

- ◆ Connect the dongle to the Car head unit USB port
The iPhone is wirelessly connected.

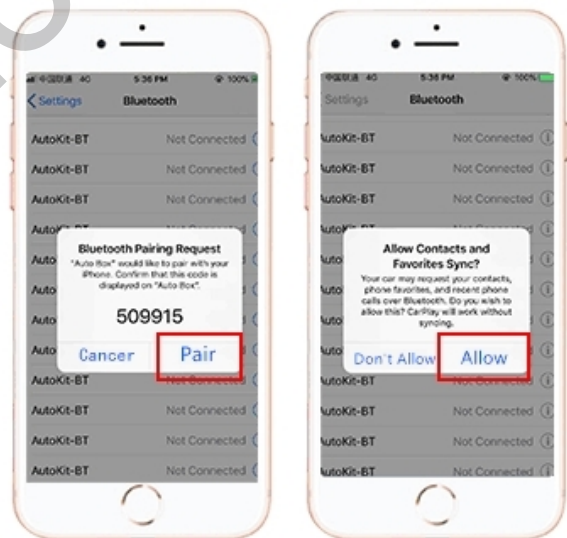


iPhone connection (Wireless Bluetooth)

1. Connect the USB dongle to the car's USB port, click Search, and turn on the iPhone Bluetooth & Wifi



2. Click the iPhone Bluetooth signal appears on the car screen, pair and connect on the iPhone bluetooth interface, and then start to use wireless Apple CarPlay.

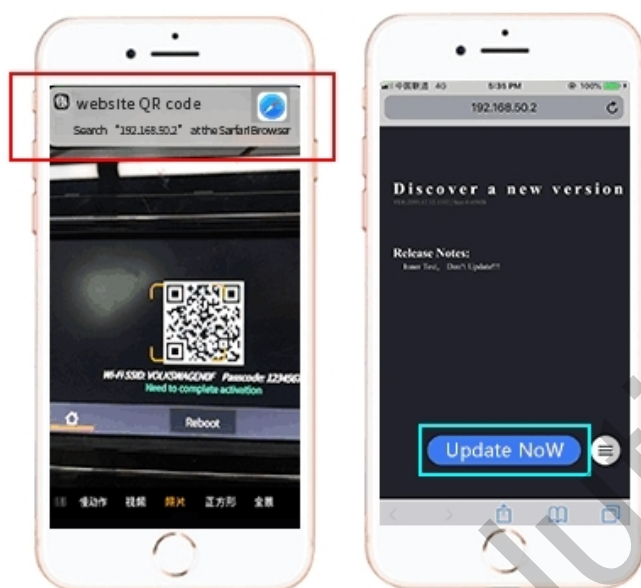


Note: If the above method does not connect successfully. You can turn on iPhone Bluetooth & Wifi search for the Bluetooth signal displayed on the car screen, and click it to connect.

Online upgrade instruction

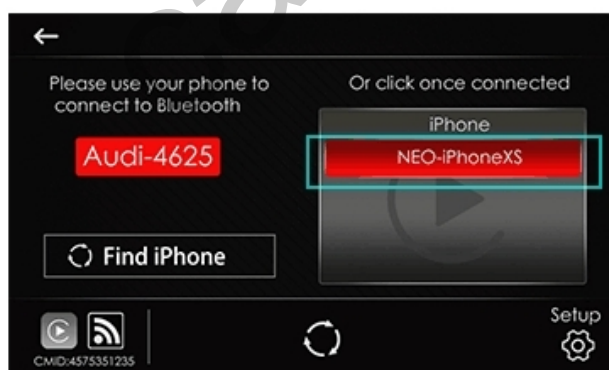
The iPhone Wifi connect to dongle Wifi, and scan this QR code with iPhone camera, or input **192.168.50.2** in the iPhone browser.

Note: It must be the iPhone, and the iPhone can connect to the network.



1. You can check if it is the latest version.
2. The latest version can be updated online

List management



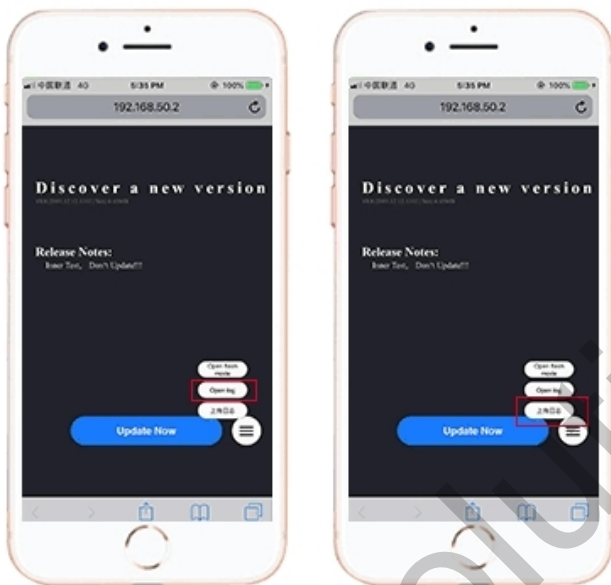
1. Bluetooth connect: click your iPhone's name
2. Delete the pair : long press your iPhone's name

Description of log upload function

The iPhone Wifi connect to dongle Wifi, and scan this QR code with iPhone camera, or input **192.168.50.2** in the iPhone browser.



Note: It must be the iPhone, and the iPhone can connect to the network.



Note: Please describe your car brand +model+year first, and then describe your current problem, then click upload the log.

1. turn on the log through the upper method, then replug the device to connect iPhone
2. when connection failed after re-operate, please upload the log by mobile phone.
3. click "upload the log", write down the related problems in the pop-up box.