



Product Specifications

Full Color Asynchronous Controller Card

HD-C10

V3.0 20170901

System Overview

HD- C10 Full Color Asynchronous Controller System is a LED control system that supports mobile APP control, Web remote control and offline play HD Video.

Supporting computer control software HDPlayer, mobile phone control software LEDART and HD technology clouds management platform.

C10 integrated sending card and receiving card function, can single cassette with small screen, can also add HD-R500 or R501 to receive the cassette screen.

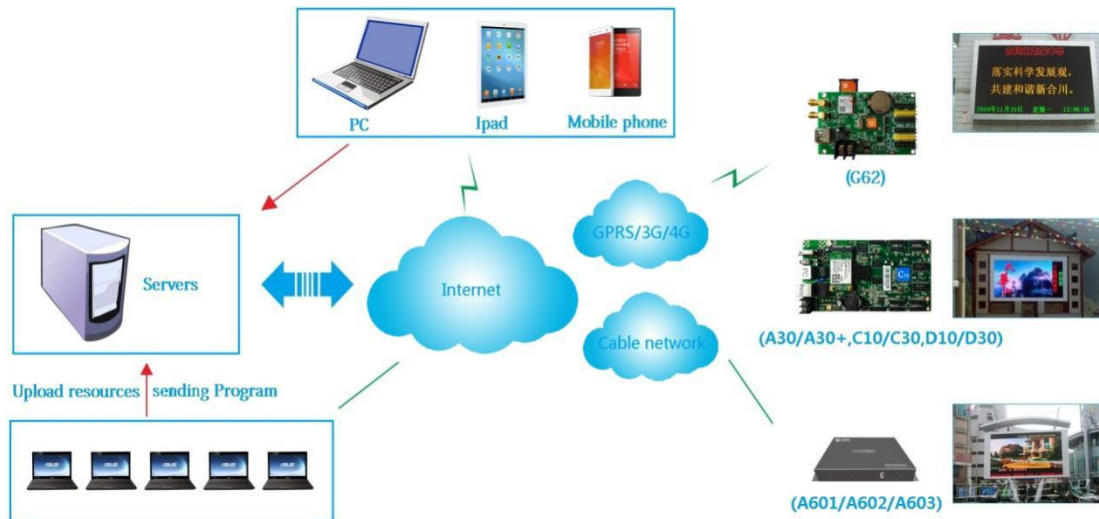
Controlling System Configuration

Product	Type	Functions
Asynchronous Cascade Card	HD-C10	Asynchronous core control panel, with storage capabilities, can be connected to the screen body. with 2*50PIN PORT, support 1 / 32S
Receiving Card	R500/R501	Connected with screen, Showing program in Screen.
Control Software	HDPlayer、Led Art、clouds	Screen parameter settings、edit the program、send program , etc.
Accessories		HUB、 Network cable, U disk、 etc.

Application scenario


Multi-screen Internet applications

HD-C10 supports Internet access via 3G / 4G / Wi-Fi / cable



Unified Management of More Led Display through Internet

Single screen using the direct control of the computer



One Display--- Connected to Computer and Control Card by Network Cable

Note: Each screen only using one C10 card, the number of received cards are depends on the screen size.

Program features

- 1) Support indoor & outdoor full-color & single/dual color module & Virtual module;
- 2) Support Video, Animation, Graphics, Images, Text, etc.
- 3) Support 1080P HD video hardware decoding;
- 4) U-disk to infinitely toe-track stereo output;
- 5) Support Standard two-track stereo output;
- 6) No need set IP; HD-C10 could be identified by controller ID automatically
- 7) Support 3G/4G/WI-Fi/ and network cluster management remote management;
- 8) Support 0~65536 gray level;
- 9) Cascade support for receiving large screen.

System function list

Module type	Compatible with indoor and outdoor full color and single color module; Support virtual module Support MBI5041/5042、MBI5152/MBI5153、MY9221、MY9268 etc.
Scan Mode	Static to 1/32 scan mode
Control Range	384 (W) *320 (H); 1024 (W) *120 (H); 240 (W) *512 (H)
Single receiver card with pixels	Suggest: R500: 256 (W) *256 (H) R501: 256 (W) *256 (H)
Gray Scale	0-65536
Program update	Directly connected to the computer, LAN, Wi-Fi disk, mobile hard disk
Basic functions	Video、Pictures、Gif、Text、office、Clocks、Timing 、etc; Remote、Temperature、Humidity、Brightness 、etc.

Video format	Support 1080P HD video hardware decoding, direct transmission, without transcoding waiting; AVI, WMV, MP4, 3GP, ASF, MPG, FLV, F4V, MKV, MOV, DAT, VOB, TRP, TS, WEBM, etc.
Image Format	Support BMP、GIF、JPG、PNG、PBM、PGM、PPM、XPM、XBM etc.
Text	Text editing、Image、Word、Txt、 Rtf、 Html、 etc.
Document	DOC、DOCX、XLSX、XLS、PPT、PPTX、etc.Office2007Document format
Time	Classic Analog clock, digital clock and various of clock with image background
Audio output	Double track stereo audio output
Memory	4G Flash memory; Indefinite expanding of U disk memory.
Communication	10/100M/1000M RJ45 Ethernet;3G/4G;Internet;LAN
Working Temperature	-20℃-80℃
Port	IN: 10/100/1000M RJ45 x1, USB 2.0 x1, test button x1 OUT: 1000M RJ45 x1, AUDIO x1
Receiving card Working Voltage	4.5V~5.5V
Software	HDPlayer、LedArt (APP) 、cloud

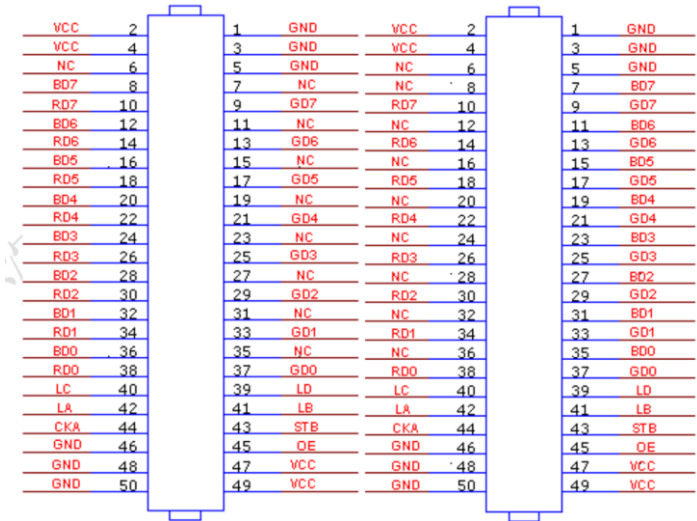
Dimension Chart

HD- C10:

- ② : Output network port, 1000M network port, working status: orange lamp normally on, green lamp flicker;
- ③ : Input Network port, 1000M network port, working status: D7green lamp normally on, D8 green lamp flicker;
- ④ : Power Supply port, 2 Pin Power supply terminal connected to 5v power supply;
- ⑤ : Audio output port, support standard two-track stereo output;
- ⑥ : Power lamp-D2 green, working status: Normally on, Run Lamp-D1 green, working status: Flicker;
- ⑦ : MINIPCIE, connect 3G/4G module or WIFI module (optional) ;
- ⑧ : Test button; after smart setting, each press will appear red, green, blue, white, shaded test line sequentially; (only after storage the configuration parameters of the card and screen-matched, then unplug the LAN cable, will the test button work) ;
- ⑨ : 50pin row needles port, connected to various screen through hub board;
- ⑩ : Display lamp-D9 green, working status: Flicker;
- ⑪ : SIM Card slot, inserted with 3G/4G card for 3G/4G internet solutions;

⑫： J11 supports welding sensor box, brightness sensor, temperature sensor.

Interface definition



General Full Color Port1

General Full Color Port 2

Technical Parameters

	Minimum	Typical value	Maximum
Rated voltage (V)	4.2	5.0	5.5
Storage temperature(℃)	-40	25	105
Work environment humidity (℃)	-40	25	80
Work environment humidity (%)	0.0	30	95

Precautions

- 1) To ensure that the control card is stored during normal operation, make sure the battery

on the control card is not loose;

2) In order to ensure the long-term stable operation of the system; please try to use the standard 5V power supply voltage.