



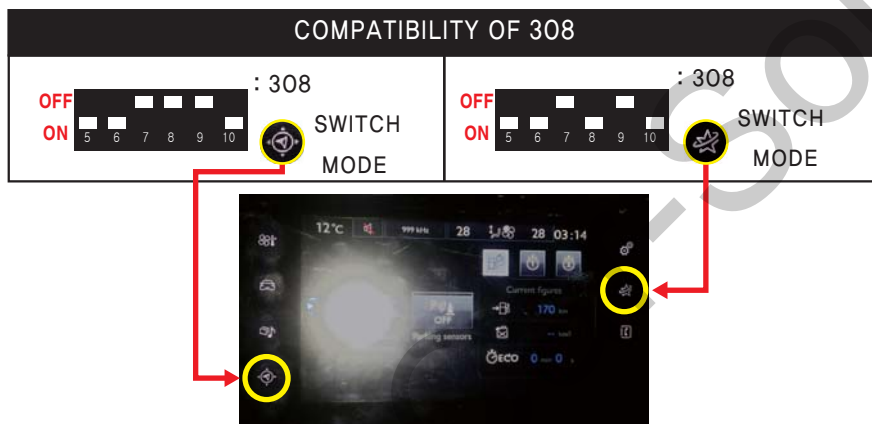
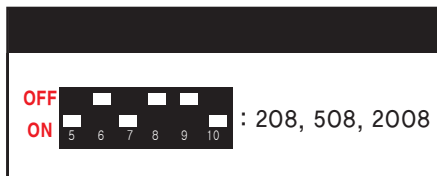
**HD30P PEUGEOT DIGITAL VIDEO INTERFACE FPG&PDC MANUAL**

DOC NO : 16/03/02

1. COMPATIBLE WITH : PEUGEOT 208 , 2008, 308, 508

\* DIP S/W METHOD [ (ON) 0 : ↓ off on / (OFF) 1 : ↑ off on ]

- OFF ON ON 1 2 3 4 5 6 7 8 9 10
- DIP\_SW1 : Navigation On/Off
  - DIP\_SW2 : AV1 On/Off
  - DIP\_SW3 : AV2 On/Off  
AV3 SET ON OSD MENU
  - DIP\_SW4 : REAR CAMERA On/Off
  - DIP\_SW5,6,7 : VEHICLE Setting
  - DIP\_SW8 : X
  - DIP\_SW9 : RESOLUTION OF MONITOR 800 Off/ 480 On
  - DIP\_SW10 : On



3. HOW TO SWITCH TO REAR CAMERA :


- PEUGEOT 208 : REAR CAMERA CONNECT WITH REVERSE LIGHT.
- PEUGEOT 208, 308, 508 (POWER OF REAR CAMERA) CONNECT WITH CAN WHEN YOU WANT TO SWITCH TO REAR CAMERA BY CAN.

\* HOW TO SWITCH MODE



- 1 SRC PRESS 2S LONG FOR SWITCHING MODE
- 2 208 : PRESS MENU BUTTON 2S LONG FOR SWITCHING MODE

\* HOW TO CONNECT CAN



[ COMPONENTS ]

