


Video Interface for
Toyota with
Touch&Go 2 System (Fujitsu Ten)


About Interface

- Dimension

106mm * 83mm * 19.4mm




- External Appearance

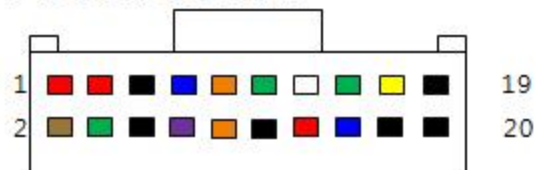


* This can change under manufacturer's circumstance

Connector Pin Assignment




*POWER Connect




- | | |
|-----------------------|--------------------------|
| 1. BATTERY (Red) | 11. IE+ (Green) |
| 2. REAR-DET (Brown) | 12. GND (Black) |
| 3. REAR-POWER (Red) | 13. SYNC (White) |
| 4. MODE (Green) | 14. RED (Red) |
| 5. GND (Black) | 15. GREEN (Green) |
| 6. GND (Black) | 16. BLUE (Blue) |
| 7. KEY (Blue) | 17. REAR-CAMERA (Yellow) |
| 8. NAVI-RXD (Purple) | 18. GND (Black) |
| 9. IE- (Orange) | 19. GND (Black) |
| 10. NAVI-TXD (Orange) | 20. GND (Black) |

Product Composition



Interface Board 1 EA



Power Cable 1 EA



Mode S/W 1 EA



LVDS Cable 1 EA

***Option : GL300**



NAVI Power Cable 1 EA

***Option : GL300**



NAVI RGB Cable 1 EA

DIP S/W Setting

※ ON : DOWN , OFF : UP

PIN	FUNCTION	DIP S/W Selection
1	H/U TYPE	Page 5
2	REAR CAMERA	Page 6
3		
4	Navigation Type	OFF, OFF : GI-3000
5		OFF, ON : GI-5000
		ON, OFF : Myvi
		ON, ON : KD900X
6	N.C	
7	N.C	
8	N.C	



Navigation type : GI-3000



Navigation type : GI-5000



Navigation type : Myvi



Navigation type : KD900X

DIP S/W Setting

H/U Type Setting (Dip S/W 1)



→ Panasonic H/U



→ Fujitsu ten H/U



DIP S/W Setting

Rear camera Setting (Dip S/W 2,3)



Steering Wheel Control

Steering Wheel control : Mode Change

Push 1 second

