

2013 GOLF 7 Video Interface



Press MENU: Radio-RGBS-av1-av2-Radio--

Introduction of the original car display

1. 6.5 -inch LCD screen resolution of 480 * 234.
2. Using the current popular capacitive touch panel, let users experience the capacitance touch sensitive and convenient.
3. Display and high-speed stability an LVDS signal transmission ensure that image quality.
4. The car is not with factory GPS navigation and reversing rear camera system.
5. The radio and monitor is separated version with 4PINS round connector LVDS system.

Introduction of video interface




For 2013 GOLF7 with hand-written navigation systems, can add after-market NAVI GPS, mobile digital TV, DVD, reversing camera and parking auxiliary guideline system.

1. Retain the original car display system; ensure the quality of image display and sound effects.
2. Use the original car capacitive touch screen for operating after -market GPS navigation and digital TV and DVD.
3. Directly to get the original touch screen coordinates from the CAN network,, no need to split and open the monitor , which can touch operate the after-market NAVI GPS, to keep the car original connection as well as efficiency and safety.
4. Use the car original buttons MENU to switch video interface.

5. Output voltage: 12V 2 a ACC to convenient for users to install after market video units in car.
6. By DIP switcher or OSD MENU to pre-set the functions.
7. Built-in high-speed CAN controller, to reduce the power consumption: standby power consumption: 50ma.
8. Plug and play to keep the car safety and insurance greatly, as well as saving installation time greatly.

Original 4PINS round connector cable unplug from the Monitor to connect our 4PINS connector

Connection:



to original power cable unplug from the monitor

