



# Video in Motion Interface Installation Manual

***Compatible with***

***AUDI A1, A4 2011~***

***A5 2011~, A6(4F)***

***NEW A7, NEW A8***

***Q5 2011~, Q7(4L) 2011~***

***VW Car models with RNS810***

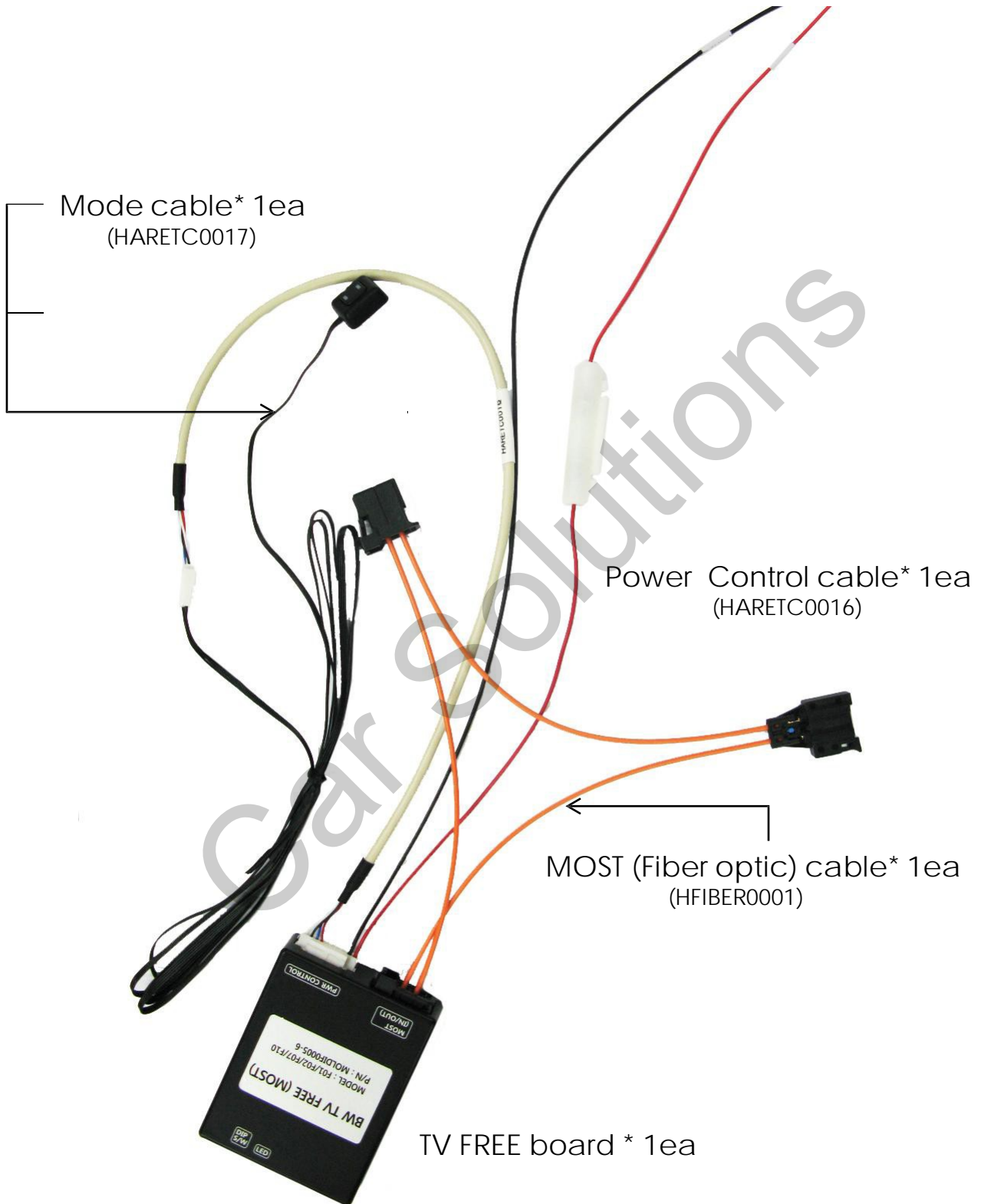
By law, watching the moving pictures while driving is prohibited. This product should only be used while standing.

The driver must not be distracted.

We do not accept any liability for material damage or personal injury resulting, directly or indirectly, from installation or operation of this product.

Car Solutions

# 1.1 Components



## 1. Separating & Connecting MOST cable



1. Divide the CD changer of Glove box along the each model's way to separate for the purpose.




2. Pull out the MOST cable from the CD changer apart from process#1 and connect the offered Y-shaped MOST cable. Connect the other side of the offered Y-shaped MOST cable to CD changer and Video In Motion.



3. Connect Red/Violet(+12) and Brown(GND) wire of power cable of CD changer to Red(+12) and Black(GND) of Video In Motion.

\* Please feel free to connect the Y-shaped MOST cable having a couple of connectors in same form into the either side.

## 2. Connecting the main cable



1. Connect the mode-change cable to the main power connector (4P).

---




2. After finishing the installation, assemble the vehicle inversely.

\* Please remove the blue cap on the offered Y-shaped MOST cable before the installation.

\* If you control the DIP S/W arbitrarily, there could be a malfunction.




- \*Blue LED ON (press in short) : TV FREE MODE
- \*Red LED ON (press in short) : GPS MODE (the mode of the original vehicle)
- \*Press about 5 seconds long : By-Pass MODE (If you press this button again, you can reach the previous mode.
- \* By-Pass mode : If you want to check the vehicle and reach this mode, you can protect the device from any possible defects or harms.
- \* \*After you turn off the engine and several minutes passed, the lamp will be turned off. But do not worry about the battery consumption.



TV FREE MODE



Original MODE



By-Pass MODE