



Video in Motion Interface

for

BMW F01/F03/F04/F07/F10/F11/F12/F25

Installation Manual

☐ By law, watching the moving pictures while driving is prohibited. This product should only be used while standing.

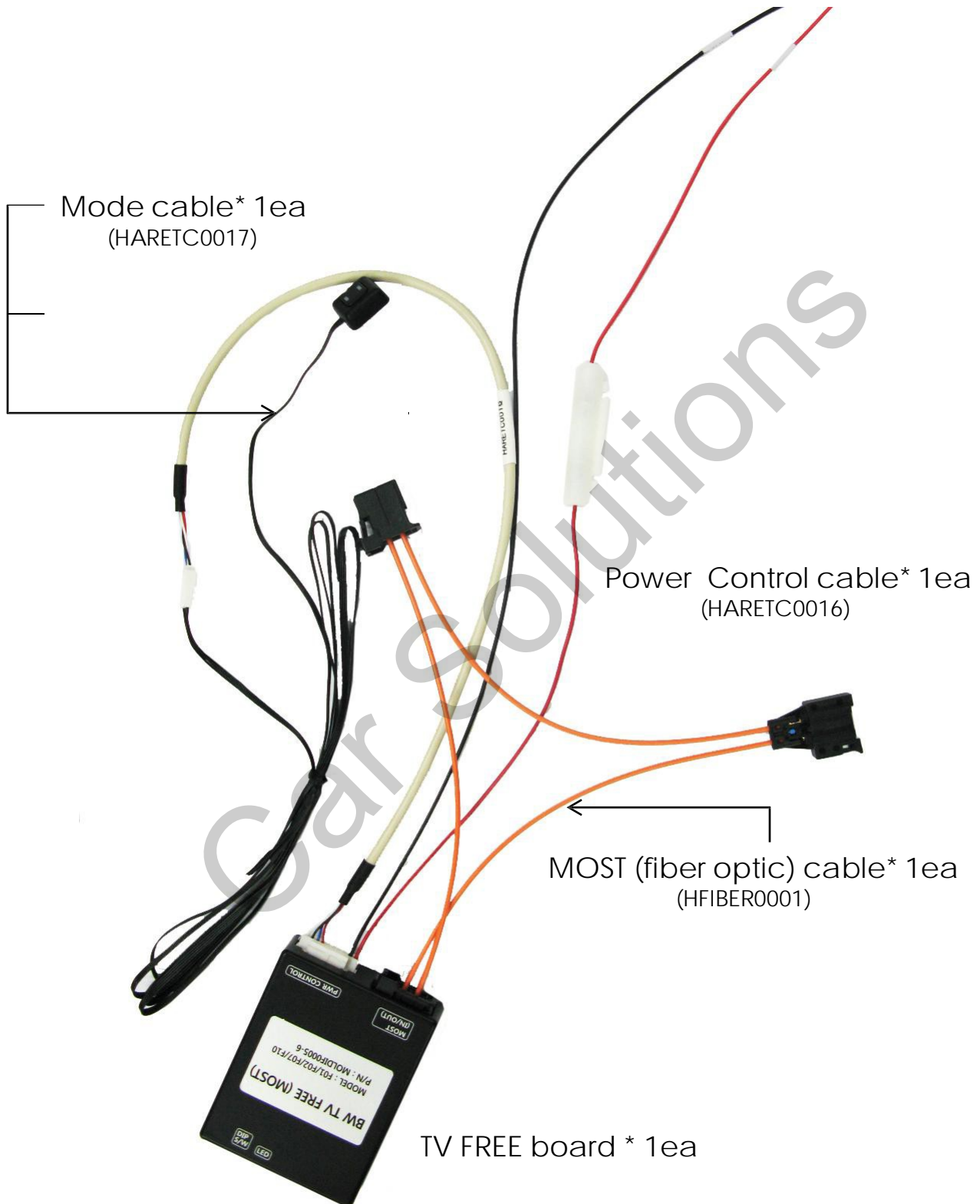
☐ The driver must not be distracted.

☐ We do not accept any liability for material damage or personal injury resulting, directly or indirectly, from installation or operation of this product.


Car Solutions

1.1 Components


3



1. Separating MOST cable




1. Divide the accessories box under the driver's seat along the each model's way to separate for the purpose to see the gateway module .



2. Pull out the MOST cable from the gateway module apart from process#1 and connect the offered Y-shaped MOST cable.

2. Connecting the MOST cable




1. Connect the offered Y-shaped MOST cable to the gateway module.

* Please feel free to connect the Y-shaped MOST cable having a couple of connectors in same form into the either side.

3. Separating the monitor




1. Separate the monitor along the each model's way to separate.
(This example is for F01.)



2. Connect the red/yellow cable(+12) located in the 8P-connector at the monitor's back side apart from process#1 to the red cable(+12) of the TV-FREE. And connect the brown cable of the 8P-connector to the black cable of the TV-FREE.

* **WARNING/** When connecting the wiring, be sure to pull out the connector from the monitor.

4. Connecting the main cable



1. Connect the mode-change cable to the main power connector (4P).




2. After finishing the installation, assemble the vehicle inversely.

* Please remove the blue cap on the offered Y-shaped MOST cable before the installation.


* If you control the DIP S/W arbitrarily, there could be a malfunction.



- *Blue LED ON (press in short) : TV FREE MODE
- *Red LED ON (press in short) : GPS MODE (the mode of the original vehicle)
- *Press about 5 seconds long : By-Pass MODE (If you press this button again, you can reach the previous mode.
- * By-Pass mode : If you want to check the vehicle and reach this mode, you can protect the device from any possible defects or harms.
- * *After you turn off the engine and several minutes passed, the lamp will be turned off. But do not worry about the battery consumption.



TV FREE MODE



Original MODE



By-Pass MODE