

# Supereyes Handheld Digital Microscope

## User's Manual

### (B005)

#### Introduction

Thank you for using **Supereyes** Handheld Digital Microscope

Handheld Digital Microscope has a wide scope of applications, such as:

1. Skin detection
2. Hair root detection
3. Industrial inspections (such as print PCB board, precise equipment)
4. Printing
5. Textile
6. Biologic inspection
7. Antique and Jewelers inspection
8. Crime scene, imprint and material evidence investigation
9. Others

Handheld Digital Microscope can be connected with computer and easy to operate .Using the additional software, you can make picture capture and video recording easily.

In order to make you enjoy the funny to use Handheld Digital Microscope please read this User's Manual.

#### Contents

Introduction .....	1
--------------------	---

Contents .....	1
Specification and System requirements .....	2
Safety Precautions .....	3
Component .....	4
Hardware installation and using .....	4
Difficulty resolution .....	5
Certificates .....	6
Disclaimer .....	7

**Specification:**

1. Resolution: 2-5Mega
2. Inner optic-lens
3. Magnification: 10-200times
4. Measurement function (special modes)
5. Anti-tremble picture capture function
6. Inner LED illumination
7. Display speed: 30FPS
8. Interface: USB (PC)

**System Requirement:**

The computers should be required as:

OS: Windows 98SE/Me/2000/XP,Win98/98SE/VISTA

XP/VISTA----Plug and play

CPU: Pentium 233MHz&nbsp; and above

Memory: 256MB SDRAM

Interface: USB2.0

HDD storage space: 600MB and above


**Safety Precautions:** 

1. Do not touch the lens with finger to avoid electrostatic damage.
2. Do not attempt to disassemble this product yourself. Opening the covers may expose you to dangerous voltage points or other risks.
3. When hands are wet, do not plug in or remove the adaptor or other connectors.
4. Using or storing USB microscope , do not plug in any other cables.
5. Do not clean the products with ethyl alcohol or other organic solvent camera case, painted surfaces & lens.
6. If the lens is dirty, please use a kens brush on soft cloth to wipe clean. Avoid touching them with your fingers. Exercise care to avoid scratching the lens.
7. Without protection, do not put microscope outdoor to avoid the lens damaging by high temperature or humidity.
8. Temperature: 0°C ~ 40°C and Humidity: 45%~85%.
9. If liquid has entered stage, immediately turn the power off and use dryer neither. Please send to the maintenance center
10. Using or storing USB microscope, need to watch all cables to avoid trip over.

11. To avoid electric shock. When remove all electric PC or TV. Please pull out the power source.

### **Component**

1. The body of digital microscope (attached photos on hardware installation and User's Manual)
2. CD (for special function)
3. Tripod (for microscope using) (forB005)
4. Desktop microscope adjustable-stand (optional) (forB002)



### **Hardware installation and using**

1. Plug USB Cable into PC
2. If need fix, please fix the body of microscope into the clip of the tri-pod(accurately operation, please choose professional microscope adjustable stand when accurately operation is needed), adjust the lens to the object inspected.
3. Choose the suitable distance between the stage and the objects, adjust the focus.
4. Adjust the LED light by touch button (not for all models) or light control

## Difficulty resolution

Items	Trouble vision	Reason	Solution
1	blank screen	LED is closed Preview is closed No suitable devices Incorrect connection with PC	Open LED Open preview Choose suitable devices Connect USB again
2	Picture vague、 Discoloration speed slow	Dirty lens Incorrect focusing Incorrect connection with PC The Configuration of PC is too low	Clean by Lens paper Adjust focusing Connect USB again Choose new PC
3	Picture distortion	Incorrect connection with PC Trouble inside of microscope	Connect USB again Back to repair
4	Flicker picture	Bad frequency	Choose the suitable frequency
5	Can not recognize	Incorrect connection with PC Trouble inside of microscope	Connect USB again Back to repair
6	Touch reflect slow, no reflect	Climate effect Trouble inside of microscope	Make the touch-bottom Humidity Back to repair

# Certificate

**Timeway Technology Development Limited(Hong Kong)**

TIMEWAY TESTING LABORATORY

**EC DECLARATION OF CONFORMITY**  
Certificate Number: 0909143


We, the  
**Shenzhen DEF science & technology development co.,LTD**  
Address: 3F, Building 1#, Zone B, Hekun Industrial Park, Southern Wuhu Rd.,  
Bantian Town, Shenzhen, China

Declare the Product:  
Description: USB Digital Microscope  
Brand Name: MINIDOO  
Model No: B002

Manufacturer: Shenzhen DEF science & technology development co.,LTD  
Address: 3F, Building 1#, Zone B, Hekun Industrial Park, Southern Wuhu Rd., Bantian Town,  
Shenzhen, China  
Report Number: EMC0009143

Complies with the requirements of the  
EC Council Directive on electromagnetic compatibility 2004/108/EC  
Applicable Standard (s):  
EN55022:2006+A1:2007 EN61000-3-2: 2006  
EN55024:1998+A1:2001+A2:2003 EN61000-3-3: 1995+A1:2001+A2:2005

General Remarks:  
The tests were performed in normal operation mode. The test results apply only to the particular sample tested and to the specific tests carried out.  
This certificate applies specifically to the sample investigated in our test reference number only.  
The CE markings as shown below can be affixed on the product after preparation of necessary conformity documentation, as stipulated in article 10 of the Council Directive 93/68/EEC

Manufacturer/Importer **CE** Test Laboratory  
Signature  KF Wan  
For Chief Executive  
Date of Issue: 2009-09-10

**SGS**

Test Report No.: GZ091104320CHEM Date: NOV 20, 2009 Page 1 of 6  
(SVHC)  
SHENZHEN DEF SCIENCE & TECHNOLOGY DEVELOPMENT CO., LTD  
THE 3<sup>RD</sup> FLOOR, BUILDING 1#, ZONE B, HEKUN INDUSTRIAL PARK, SOUTHERN WUHE RD., BANTIAN TOWN,  
SHENZHEN CITY, CHINA


The following sample(s) was/were submitted and identified on behalf of the applicant as USB MICROSCOPE

SGS Job No. : SZ12051861  
SGS Internal Reference No. : 2.1  
Client Reference Information : Material: 金属, 塑料  
Buyer : DING GEMH  
Date of Sample Received : NOV 12, 2009  
Testing Period : NOV 12, 2009 TO NOV 20, 2009

Test Requested : Fifteen (15) Substances of Very High Concern (SVHC) screening  
Based on the SVHC Candidate list published by European Chemicals Agency (ECHA) on 2008  
October 26, regarding Regulation (EC) No. 1907/2006 concerning REACH.

Test Result(s) : Please refer to next page(s).

Summary : According to the specified scope and analytical technique, concentrations of all 15 SVHC are  
<0.1% in the submitted sample(s).

Signed for and on behalf of  
SGS-GTCC Ltd.  
  
David Zhu  
Sr. Engineer

This document is issued by the Company under the General Conditions of Service which are available on request at [www.sgs.com](http://www.sgs.com) and [www.sgs.com.cn](http://www.sgs.com.cn). It applies to the test results and certificates issued by the Company. Any reference to a product and its manufacturer shall be understood as referring to the manufacturer and not to the product itself. The Company's sole responsibility is to the Client and not to any third party. The Client is responsible for providing the right and adequate information. Any modification, alteration, repair or replacement of the sample must be reported only to the Company's office. This document cannot be reproduced or approved without the approval of the Company.

Shenzhen Def Science & Technology Development Co., Ltd. (SGS) 100-0078000 100-20-800000 www.sgs.com  
地址: 广州市天河区珠江新城珠江东路18号 邮编: 100000 100-0078000 100-20-800000  
Member of The SGS Group (SIS 514)

**BUREAU VERITAS**  
Consumer Product Services Germany GmbH

**AKS** Statistische Anzeiger  
Statistische Anzeigerstelle Hannover

**Bescheinigung über RoHS Anforderungen Verifizierung**  
**Certificate of RoHS Verification**

Kunde : SHENZHEN DEF SCIENCE & TECHNOLOGY DEVELOPMENT CO  
LTD  
Name des Reporters : ANDY WOO  
Datum des Berichts :  
Date of report : NOVEMBER 24, 2009  
Name der Referenz :  
Client Reference :

Artikel Nr. : Article No. :	1	BV CPS Labor Nr. : B VCP Laboratory no. :	09090184206
Artikel Beschreibung Article description :	1	Fachbeschreibung Sample description :	USB DIGITAL MICROSCOPE



Verification assessment according to RoHS Directive 2002/95/EC:  
WEEE Classification III IT and telecommunication equipment

Das Produkt erfüllt nach den durchgeführten Untersuchungen die Anforderungen der RoHS Richtlinie 2002/95/EC.  
The product fulfills the requirements of the RoHS Directive 2002/95/EC.



Bureau Veritas Consumer Product Services Germany GmbH

Bürostandort: Schiffsbau Testing  
Wasser-Prüfungszentrum 8  
D-15025 Schwane  
Tel. +49 30 36937-0 Fax. -20  
CPSchwane@bureauveritas.com

Bürostandort: Hamburg Hardware Testing  
Geoplatz 10 (E) 1  
D-21107 Hamburg  
Tel. +49 40 30700-300 Fax: +190  
CPS-Hamburg@bureauveritas.com

Laboratory Accreditation ISO 17025  
Hamburg-Reg. No. 1354 Schwane  
<http://www.sgs.bureauveritas.com>

**SGS**

测试报告 No.: CAINE0090780002 日期: 2009年11月20日 第1页,共4页

深圳特威科技有限公司  
中国深圳市宝安区西乡街道铁岗社区工业路35区一幢3楼

以下测试样品由申请客户提供并确认:  
USB显微镜

SGS工作编号 : 12269120-82  
测试样品名称 : 德曼显微镜  
SGS项目编号 : 4.2  
样品接收日期 : 2009年11月26日  
测试日期 : 2009年11月26日 - 2009年12月01日

测试要求 : 根据客户测试要求  
测试方法 : 请参考下一页  
测试结果 : 请参考下一页

深圳特威科技有限公司  
程松浩先生

  
Manson Yang 杨松浩  
高级工程师

This document is issued by the Company under the General Conditions of Service which are available on request at [www.sgs.com](http://www.sgs.com) and [www.sgs.com.cn](http://www.sgs.com.cn). It applies to the test results and certificates issued by the Company. Any reference to a product and its manufacturer shall be understood as referring to the manufacturer and not to the product itself. The Company's sole responsibility is to the Client and not to any third party. The Client is responsible for providing the right and adequate information. Any modification, alteration, repair or replacement of the sample must be reported only to the Company's office. This document cannot be reproduced or approved without the approval of the Company.

Shenzhen Def Science & Technology Development Co., Ltd. (SGS) 100-0078000 100-20-800000 www.sgs.com  
地址: 广州市天河区珠江新城珠江东路18号 邮编: 100000 100-0078000 100-20-800000  
Member of The SGS Group (SIS 514)

# Disclaimer

The manufacturer and distributor of this product shall not take the

responsibilities on the damages caused by the improper using of this product or other artificially damages.

The content of this User manual is based on the current specification of this product. The manufacturer D&F Corp shall not take the responsibility of any inconsistent of the specification to the product for the purpose of improvements and other reasons. Meanwhile, D&F Corp do not have the obligation for updating the content and any information of this manual momentarily.