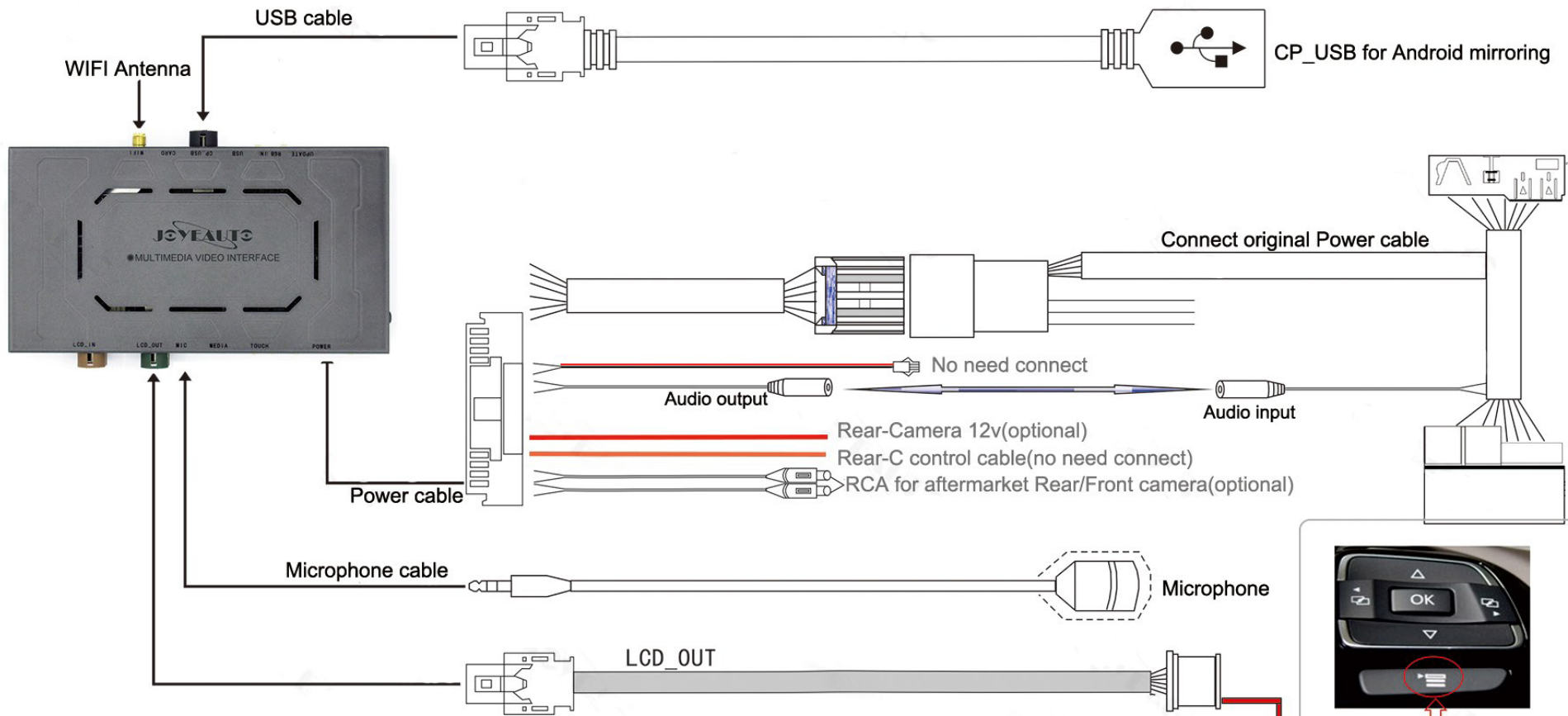


Touareg 6.5" screen Wireless Carplay installation Diagram




Dip Switch




Dip switch	Status	Description
4	ON	Reverse Guidline OFF
	OFF	Reverse Guidline ON
8	ON	Original camera
	OFF	Aftermarket camera


1,2,3,5,6,7 no function, default OFF.



4..Cover the fixing bracket on the back panel , and lock the screws (pay attention LVDS cable)



2. Reset the keyboard and the back panel of the original car screen (Pay attention LVDS cable)



1. Install the screen switchboard behind the screen and insert the screen wiring and touch wiring. (Note that the bottom board should increase the insulation shim)

3.Connect the cable of 60P 4P with the back light socket of the original car